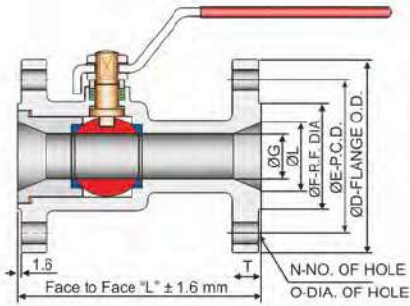


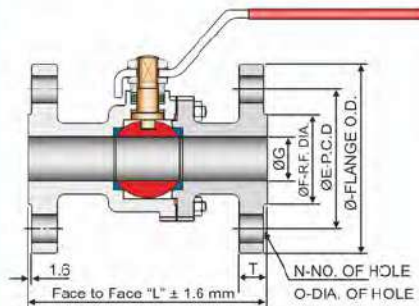
BALL VALVE

TWO WAY, FLANGED END, FULL PORT |

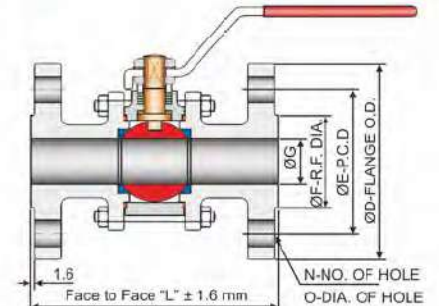
1 Single Piece Design Reduce Bore



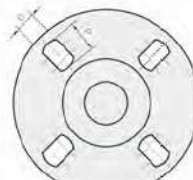
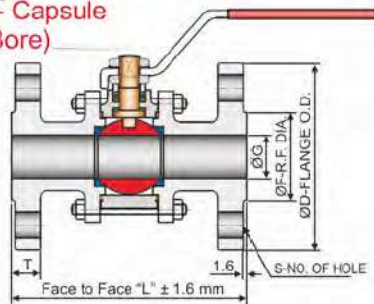
2 Two Piece Design Full Bore



3 Three Piece Design Full Bore



3 Three Piece Design, UG Series - Capsule Hole (Full Bore)



UG Series Ball Valve
Suitable for Class 150 / B6 10 Table
D/E/F / PN 10/16 Flange Standard



Dimensions (150 Class)

Size	Inch	1/2"	3/4"	1"	1 1/4"	1 1/2"	2"	2 1/2"	3"	4"	5"	6"	8"
DN		15	20	25	32	40	50	65	80	100	125	150	200
L-F to F		107.9	117.3	127	139.7	165.1	177.8	192	203	229	254	267	292
ØG-NB		12.5	19	25	32	38	50	63	75	100	125	150	200
ØD		89	98.5	108	117.3	127	152.4	177.8	190.5	228.6	254	279	343
ØE		60.3	69.8	79.3	88.9	98.4	120.6	139.7	152.4	190.5	215.9	241.3	298.4
ØF		35	43	50.8	63.5	73	92.1	104.7	127	157.2	185.7	215.9	269.9
N		4	4	4	4	4	4	4	4	8	8	8	8
ØO		15.8	15.8	15.8	15.8	15.8	19	19	19	19	22.5	22.2	22.2
T		10.2	10.5	11.2	14.2	14.5	15.8	17.5	19	23.8	23.8	25.4	28.4
ØL		9.5	12.5	19	25	32	38	50	63	75	100	125	150
ØP		-	-	120	-	139.5	165	183	201	228.5	-	-	-
Q		-	-	16	-	16	19	19	19	19	-	-	-
R		-	-	20	-	20	26	28	28	26	-	-	-
S		-	-	4	-	4	4	4	8	8	-	-	-